

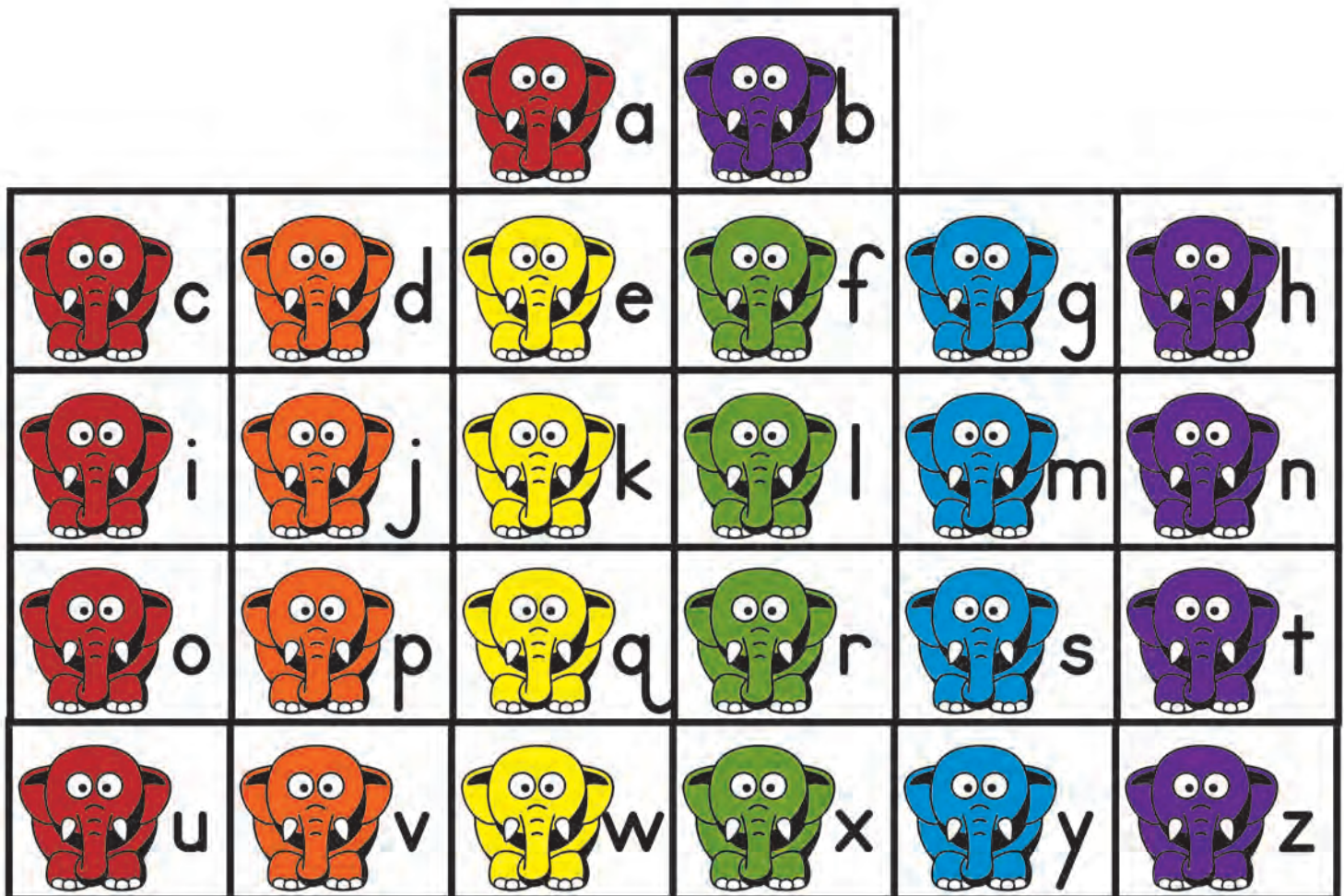
# File Folder Game











We're using a theme of ELEPHANTS to practice some alphabet matching. Can you match the baby elephants to the Mommy and Daddy Elephants?











## Instructions

Laminate and cut out the pieces on this sheet. There are three sheets of big elephants with upper case letters. Fold and glue the third sheet where indicated to the second sheet to make a fold out game board on your file folder. Then glue the first and second sheets to the file folder. Cut out and make the envelope on the last page. Glue that to the back of your file folder, or the back of the third game mat that folds out. Put the baby elephants with lowercase letters in the envelope.





To play, children will match the babies to their parents, lowercase to uppercase. The elephants are color coordinated to be somewhat self checking.









Glue to back of page  
ending with T







Fold ↓



Glue to back of page  
ending with T


# Alphabet Elephants



Created By Sandra Modersohn Copyright 2011 All Rights Reserved <http://www.LittleLearningLoves.com>

## Alphabet Elephants

## Alphabet Elephants



Created By Sandra Modersohn Copyright 2011 All Rights Reserved  
<http://www.LittleLearningLoves.com>